

Versatility in New Design



INSUFFLATOR Highflow 45

High-power insufflator
with modular profile

INSUFFLATOR Highflow 45

Versatility in New Design

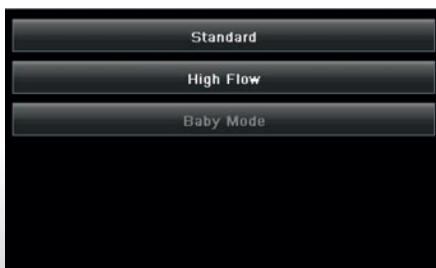


Operating status gas heating

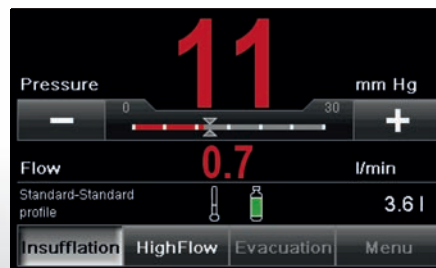
Gas consumption

Gas reservoir

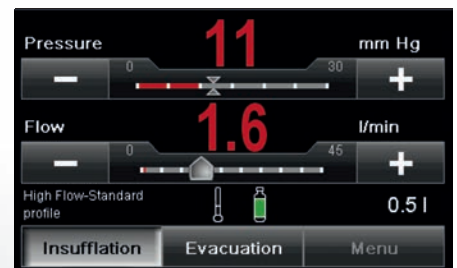
High-performance is the platform for perfect results. Alongside enormous flow capacity, the new insufflator generation from Richard Wolf provides the user with four individual needs-based hardware versions and an intuitive operating concept. This saves time, improves control and provides outstanding support for the surgeon. You can experience the new versatility now.



Mode selection



Primary insufflation: Large pressure display



High-Flow Insufflation

Controlled maximum performance

A flow rate of **max. 45 l/min** always provides adequate performance reserves in order to master every situation. Precisely as controlled as the circumstances require.

Modern equipment

- **Gas heating.** CO₂ is heated to body temperature – this is particularly effective for babies and infants. The heated CO₂ also prevents the familiar misting of the telescope and provides unimpeded vision.
- **Smoke extraction.** The harmful smoke produced when working with HF current is extracted and filtered. This also significantly improves the image quality.

Precisely your profile

The INSUFFLATOR Highflow 45 offers preset profiles for standard laparoscopy, gynecology and urology. User-specific profiles with individualized settings (and languages) can also be defined.

Programmed for success

- **core** line for integration in the digital operating room from Richard Wolf.
- **Video display** for continuous display of pressure and flow in the operating room monitor (in combination with ENDOCAM Logic HD).
- **BABY MODE** for laparoscopy on babies and infants: very accurate flow setting (in 0.1 liter increments) and pressure limiting.

Everything in view

- Large touchscreen for better overview and efficiency.
- Intuitive menu navigation so that you can concentrate on essentials.
- Automatic adjustment of display brightness to ambient light.

Your mode of choice

- **Standard Mode** for access with the Veres cannula.
- **Highflow Mode** for access in conjunction with minilaparotomy.

Suiting all requirements

Make your selection from four hardware versions:





- **BASIC**
- **EVAC** with smoke extraction
- **HEAT** with gas heating
- **EVAC+HEAT** with smoke extraction and gas heating



Tool-less connection

Easy connection of the INSUFFLATOR Highflow 45 to the gas bottle or the central gas supply – entirely without tools.

Overview of Versatility

Insufflator Sets	
	<p>INSUFFLATOR Highflow 45 BASIC Set Comprising INSUFFLATOR Highflow 45 BASIC (2235001), power cable (2440.03), insufflation tube 2.5 m (8170.101), hygiene filter sterile, pack of 10 (4171.111)..... 22350011</p>
	<p>INSUFFLATOR Highflow 45 EVAC Set Comprising INSUFFLATOR Highflow 45 EVAC (2235011), power cable (2440.03), insufflation tube 2.5 m (8170.101), hygiene filter sterile, pack of 10 (4171.111), insufflation tube, pack of 10 (4170.501), Tube set smoke extraction sterile (4170503) and single-pedal footswitch (20301031)..... 22350111</p>
	<p>INSUFFLATOR Highflow 45 HEAT Set Comprising INSUFFLATOR Highflow 45 HEAT (2235021), power cable (2440.03), insufflation tube (8170202) and hygiene filter sterile, pack of 10 (4171.111)..... 22350211</p>
	<p>INSUFFLATOR Highflow 45 EVAC + HEAT Set Comprising INSUFFLATOR Highflow 45 EVAC + HEAT (2235031), power cable (2440.03), insufflation tube (8170202), insufflation tube, pack of 10 (4170.502), hygiene filter sterile, pack of 10 (4171.111), Tube set smoke extraction sterile (4170503) and single-pedal footswitch (20301031) 22350311</p>

Software modules (optional)
<p>Software module CAN BUS CAN BUS interface for integration in CORE 2235101</p>
<p>Software module BABY-MODE BABY MODE for special application in pediatrics 2235102</p>
<p>Software module VIDEO DISPLAY Video display using DIALOG via CAN BUS..... 2235103</p>

Accessories

Tube sets for insufflation	
For BASIC	Insufflation tube High-Flow, D = 8 mm, autoclavable, 2.5 m 8170.232
	Insufflation tube Standard, autoclavable, 2.5 m..... 8170.101
	Insufflation tube (pack of 10), with integrated hygiene filter, single use, packed singly, sterile, 2.5 m..... 4170.501
	Hygiene filter sterile, pack of 10 4171.111
For HEAT	Insufflation tube (pack of 10) High-Flow, with heating spiral and integrated hygiene filter, single use, packed singly, sterile, 3.0 m 4170502
	Insufflation tube High-Flow, with heating spiral, autoclavable, 3.0 m 8170202 Up to 100 applications are possible with reusable tube.
	Hygiene filter sterile, pack of 10 4171.111
For EVAC	Tube set smoke extraction, sterile pack of 10, single use, 2.7 m 4170503

Accessories for gas supply
<p>CO₂ pressure tube 1.5 m..... 74021.029 with</p> <p>Pressure reducer CO₂ DIN 477-1 74007.054 DIN EN ISO 407..... 74007.055 ISO 5145..... 74007.056</p>
<p>Connection tube, 5 m long, for central CO₂ gas supply (Dräger) 74021.030</p>
<p>Connection tube, 5 m long, for central CO₂ gas supply (Air Liquide) 74021035</p>

Specifications subject to change without notice.

KRAFT/JUNG.S

B 783.VII.13.GB.1